

Alpine Atlantic's Offshore Portfolio

March 2010

Turnkey Solution for Offshore Investments Exposure

Alpine Atlantic's investment focus is on identifying structural economic changes and the value drivers created thereof. Alpine Atlantic invests and diversifies investments globally. Its strategy can therefore be best described as a global macro approach.

The Offshore Portfolio is invested predominantly in money market, bonds, equities and alternative investments (hedge funds, commodities, private equity). The goal is long term asset appreciation. The return will be achieved through current interest income and dividends as well as capital gains.

By using alternative investments the overall volatility of the portfolio is reduced and the risk/return character is optimized. While volatility can be described as moderate, periodic setbacks cannot be ruled out.

Main advantages

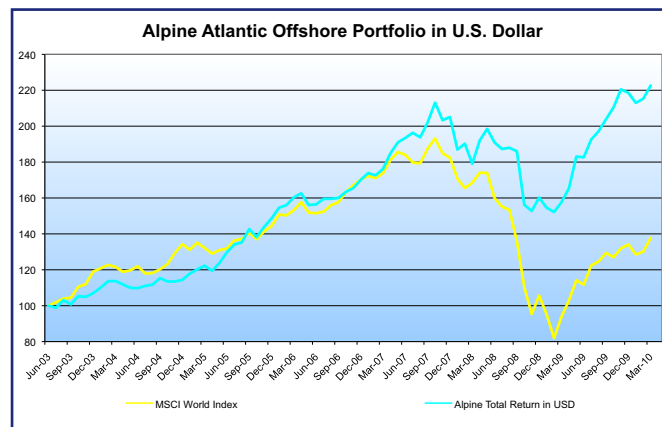
This is a starter program for individuals who desire offshore diversification done in a quick and easy way. It includes the opening of a bank account, our independent asset management and web based online reporting. The main purpose of the strategy is to take advantage of global asset management, to focus on a broader strategic asset allocation and to invest in traditional and alternative assets in order to improve diversification. We believe the currently depressed market environment gives investors a time window of opportunity to get globally diversified. We offer this program for smaller portfolios as well as a customized version for portfolios above CHF 1 mln.

Risks


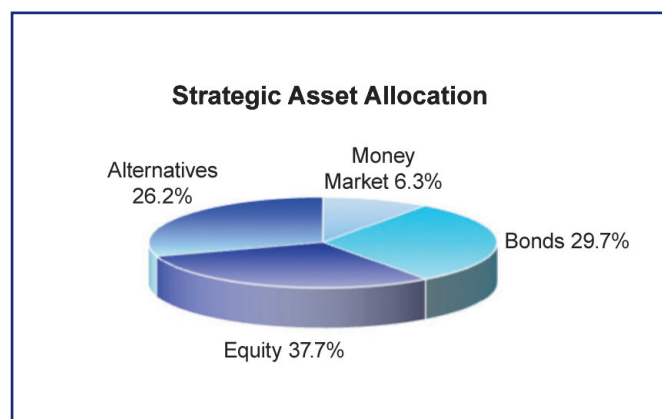
The value of the portfolio can vary due to price fluctuations of equity and alternative investments. Additionally, due to bond investments, the value of the portfolio will be influenced through interest rate changes. This requires an appropriate risk tolerance and the ability to take risk.

Fees

1.2% / Min. investment USD 500'000



High:	31.03.2010	USD 223.00
Low:	30.06.2003	USD 100.00
Actual:	31.03.2010	USD 223.00
Performance over Period		123%
Volatility Range		5-10%



This document is for information purposes only and not an offer to buy any securities. Past performance is no guarantee for future results.

